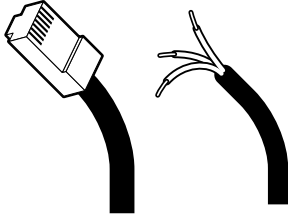
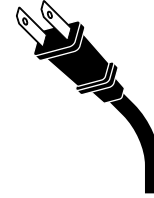


1



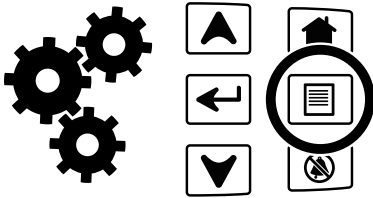
Wire sensors, outputs, and Ethernet

2



Power device

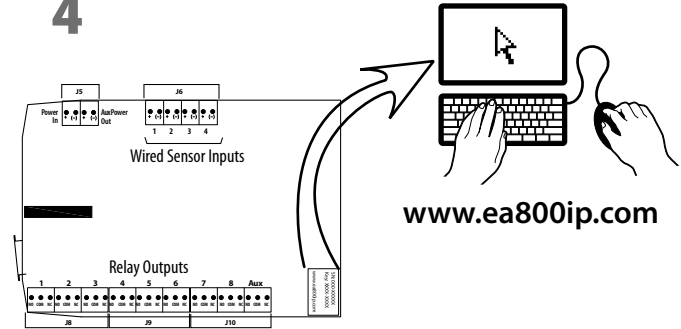
3



Configure through keypad

NOTE: If configuring online, ensure that the NO SENSORS INSTALLED timer is cancelled after powering the device. Wireless sensors can be configured at the keypad only.

4



Create account, add device using Serial Number and Key Code shown on the Ethernet jack and configure.